

REMOTE EMERGENCY DOWNLIGHTS



Com Lite
Commercial Lighting

EPACKLED1

A small 18mm non maintained downlight ideal for installation into fixtures. This downlight will act as an independent source for the emergency function of a luminaire.



EPACKCDR

A highly effective standalone 45mm diameter downlight which acts as an independent emergency source for corridor areas.



ADDITIONAL INFORMATION

- 6000k lightsource as standard
- Cutout 16mm
- Complies to EN60598-1-1
- Dimensions: LxWx H 210x33x24mm
- Input voltage: 220-240v 50/60Hz
- Lumen output in emergency > 104lm
- More than 3 hours emergency time once charged for 24 hours
- Slim and compact profile so it can fit into a wide range of luminaires
- Supplied with 3.6v 1AH Nicad battery

ADDITIONAL INFORMATION

- 6000k lightsource as standard
- Cutout 25-30mm
- Complies to EN60598-1-1
- Input voltage: 220-240v 50/60Hz
- Lumen output in emergency > 135lm
- More than 3 hours emergency time once charged for 24 hours
- Supplied with 4.8v 1.8AH Nicad battery

REMOTE EMERGENCY DOWNLIGHTS



Com Lite
Commercial Lighting

EPACKLED4

A highly effective dual voltage 36mm diameter downlight which acts as an independent emergency source.



DLEP3W

A higher lumen bigger diameter remote downlight for use in larger open areas.

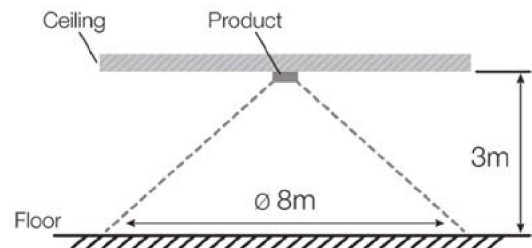
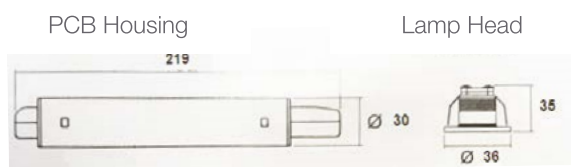


ADDITIONAL INFORMATION

- 6000k lightsource as standard
- Cutout 30mm
- Complies to EN60598-1-1
- Input voltage: 110-240v 50/60Hz
- Lumen output in emergency > 104lm
- More than 3 hours emergency time once charged for 24 hours
- Supplied with 3.7v 1.5AH Li-ion battery

ADDITIONAL INFORMATION

- 6000k lightsource as standard
- Cut out 95-100mm
- Complies to EN60598-1-1
- Input voltage: 220-240v 50/60Hz
- Lumen output in emergency > 200lm
- More than 3 hours emergency time once charged for 24 hours
- Supplied with 3.7v 2.6AH Li-ion battery
- Test button for manual testing inbuilt



REMOTE EMERGENCY DOWNLIGHTS



Com Lite
Commercial Lighting

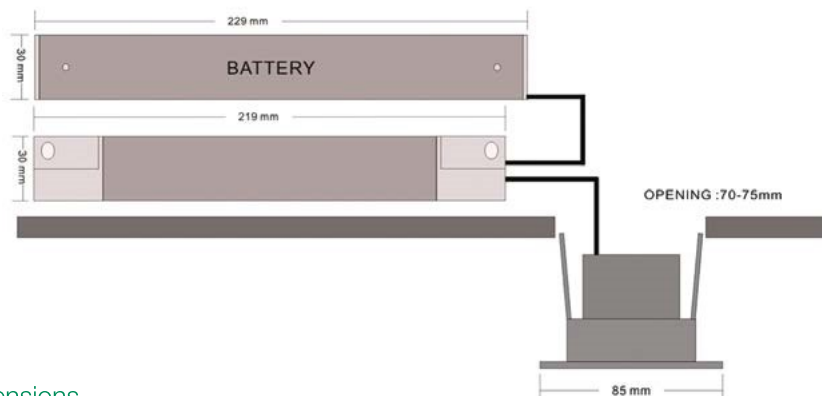
DL5WST

A high lumen adjustable non maintained emergency downlight suited to higher ceilings or open areas where a larger range is needed.



ADDITIONAL INFORMATION

- 6000k lightsource as standard
- Adjustable head to direct light to desired area
- Complies to EN60598-1-1
- Cut out 70-75mm, diameter 84mm
- Input voltage: 110-240v 50/60Hz
- Lumen output in emergency > 300lm
- More than 3 hours emergency time once charged for 24 hours
- Self test function inbuilt which operates automatically monthly
- Supplied with 6v 1.8AH Nicad battery



Dimensions